

COLORING:
 OVERALL COLOR IS SAND AND DARK EARTH CAMOUFLAGE. BOTTOM IS AZURE BLUE. NATIONAL INSIGNIA IS DARK BLUE WITH WHITE STAR. FIN LETTERING IS YELLOW. FUSELAGE LETTERING IS WHITE. SPINNER IS RED.

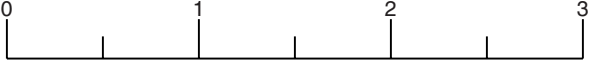
STAB IS 1/20" SQUARE. WET FORM THE OUTLINE TO SHAPE. COVER THE TOP SIDE ONLY.

IF A PLASTIC PROP IS USED, A 6" PROP OR A 7" PROP CUT DOWN TO 6" IS BEST. SCRAPE TO LIGHTEN.

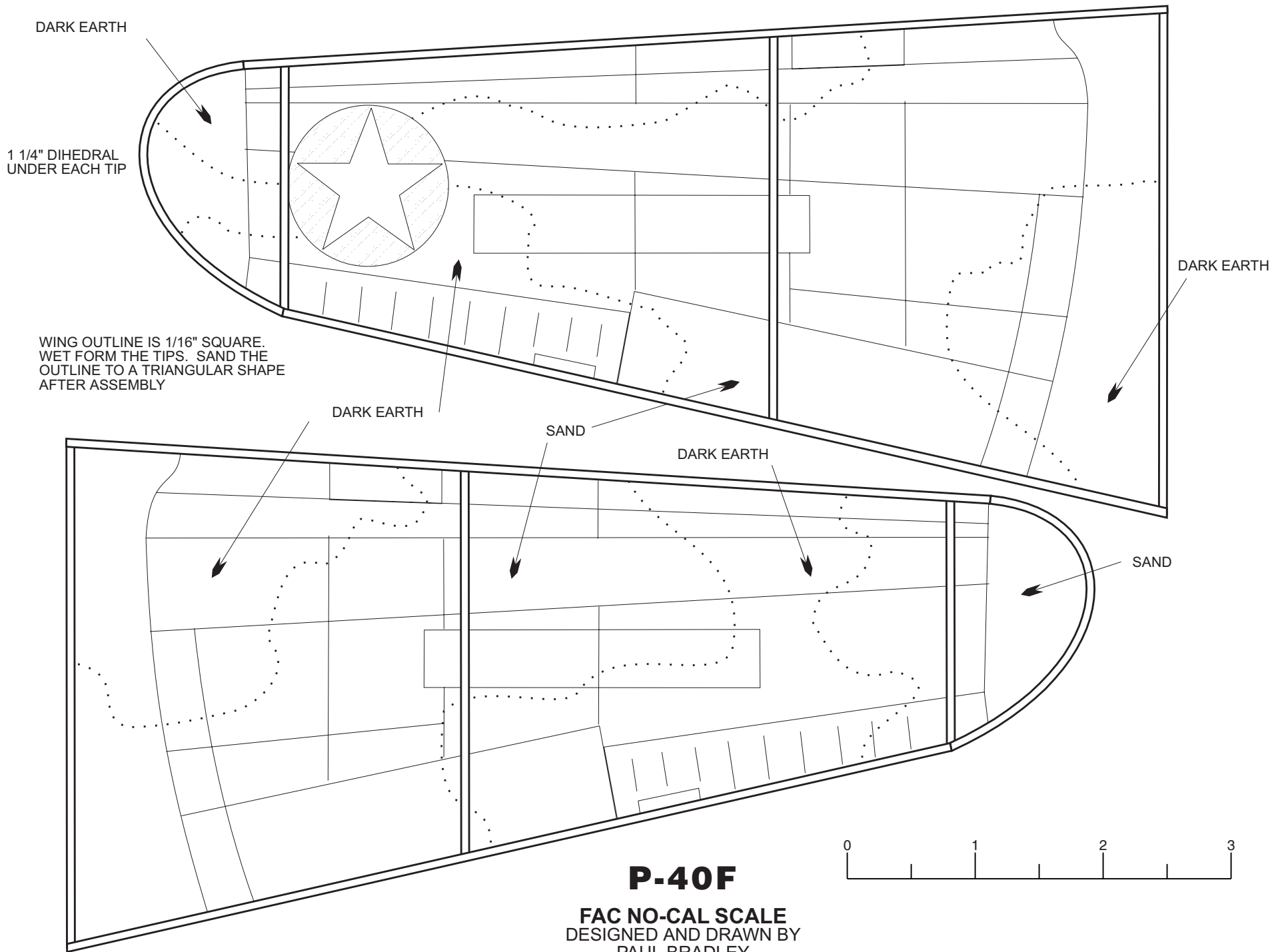
WET FORM ALL CURVED AREAS ON THE FUSELAGE ASSEMBLY. COVER LEFT SIDE ONLY.

P-40F
FAC NO-CAL SCALE
 DESIGNED AND DRAWN BY
 PAUL BRADLEY
 12/93

SHEET 1 OF 3 FROM INTERNET DOWNLOAD



ADD SPACER AFTER STAB IS INSTALLED



DARK EARTH

1 1/4" DIHEDRAL UNDER EACH TIP

WING OUTLINE IS 1/16" SQUARE. WET FORM THE TIPS. SAND THE OUTLINE TO A TRIANGULAR SHAPE AFTER ASSEMBLY

DARK EARTH

SAND

DARK EARTH

DARK EARTH

SAND

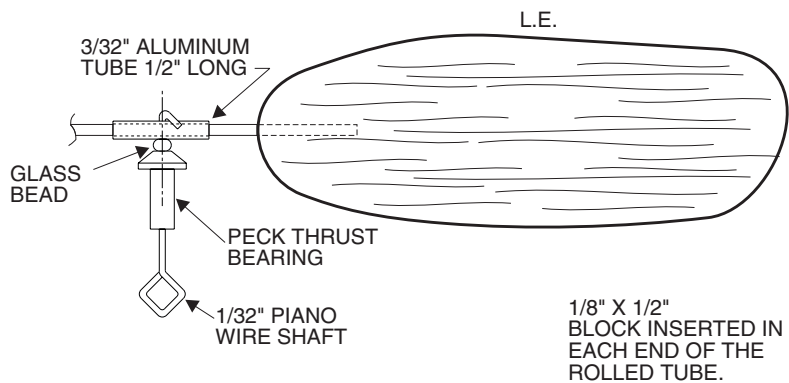


P-40F

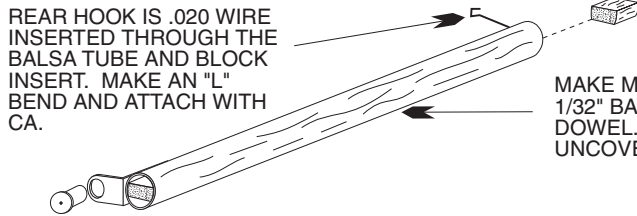
FAC NO-CAL SCALE
 DESIGNED AND DRAWN BY
 PAUL BRADLEY

12/93

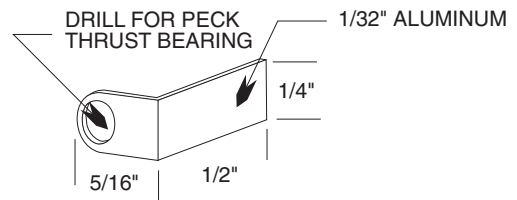
SHEET 2 OF 3 FROM INTERNET DOWNLOAD



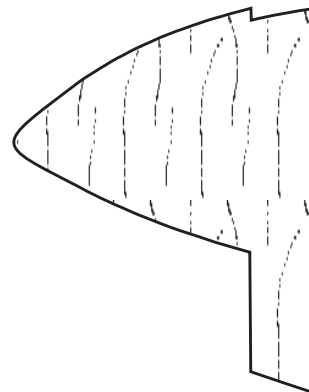

PROP BLADES ARE 1/32" SHEET FORMED ON A 3" CYLINDER. SET EACH BLADE WITH THE LEADING EDGE 15 DEGREES LEFT FROM VERTICAL ON THE CYLINDER. MAKE 2 IDENTICAL BLADES FOR THE PROP ASSEMBLY. PROP SPARS ARE MADE FROM BAMBOO ROUNDED TO 1/16" DIAMETER. A GOOD SOURCE FOR BAMBOO IS SHISH KABOB SKEWERS. GLUE THE SPARS INTO THE ALUMINUM TUBE. USE REGULAR MODEL AIRPLANE CEMENT FOR THIS SO PITCH ADJUSTMENTS CAN BE MADE BY SOFTENING THE GLUE WITH ACETONE.



MOTOR STICK



PROP HANGER DETAIL



WING
ROOT RIB
DIHEDRAL
ANGLE
GAGE



P-40F

FAC NO-CAL SCALE
DESIGNED AND DRAWN BY
PAUL BRADLEY

12/93

SHEET 3 OF 3 FROM INTERNET DOWNLOAD